


# RCP3-SA6C ROBO Cylinder Slider Type 60mm Width Pulse Motor Coupled

■ Configuration: **RCP3** — **SA6C** — **I** — **42P** — [ ] — [ ] — [ ] — [ ] — [ ]

Series — Type — Encoder — Motor — Lead — Stroke — Compatible Controllers — Cable Length — Option

I: Incremental \* The Simple absolute encoder models are labeled as "I".  
 42P: Pulse motor 42 □ size  
 12 : 12mm  
 6 : 6mm  
 3 : 3mm  
 50: 50mm  
 800: 800mm (50mm pitch increments)  
 P1: PCON  
 RPCON  
 PSEL  
 P3: PMEC  
 PSEP  
 N : None  
 P : 1m  
 S : 3m  
 M : 5m  
 X □ : Custom Length  
 See Options below

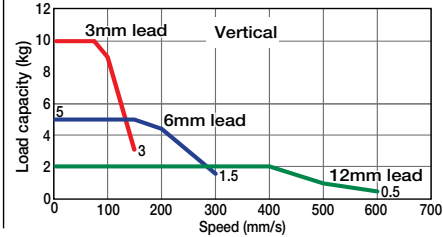
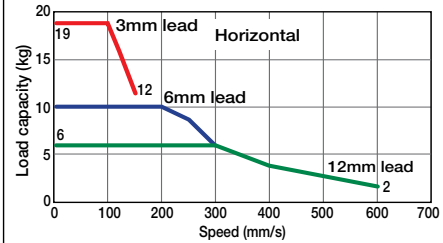
\* See page Pre-35 for explanation of each code that make up the configuration name.



Technical References A-5

- POINT** Notes on Selection
- When the stroke increases, the maximum speed will drop to prevent the ball screw from reaching the critical rotational speed. Use the actuator specification table below to check the maximum speed at the stroke you desire.
  - Since the RCP3 series use a pulse motor, the load capacity decreases at high speeds. Check in the Speed vs. Load Capacity graph to see if your desired speed and load capacity are supported.
  - The load capacity is based on operation at an acceleration of 0.3G (0.2G for 3mm lead model and when using vertically). The maximum acceleration is 0.7G (0.3G when used vertically), however, note that the load capacity decreases at high accelerations. For more information, see the table of load capacity by acceleration, on page A-50.

■ Speed vs. Load Capacity  
 Due to the characteristics of the pulse motor, the RCP3 series' load capacity decreases at high speeds. In the table below, check if your desired speed and load capacity are supported.



Actuator Specifications					
Lead and Load Capacity			Stroke and Maximum Speed		
Model	Lead (mm)	Max. Load Capacity Horizontal (kg) / Vertical (kg)	Maximum Push Force (N)	Stroke (mm)	Stroke Lead (50mm increments)
RCP3-SA6C-I-42P-12-①-②-③-④	12	~ 6 / ~ 2	47	50 ~ 800 (50mm increments)	12
RCP3-SA6C-I-42P-6-①-②-③-④	6	~ 10 / ~ 5	95		6
RCP3-SA6C-I-42P-3-①-②-③-④	3	~ 19 / ~ 10	189		3

Legend ① Stroke ② Compatible controller ③ Cable length ④ Options

① Stroke List		
Stroke (mm)	Standard Price	
	With cover (standard)	No cover (Option)
50	-	-
100	-	-
150	-	-
200	-	-
250	-	-
300	-	-
350	-	-
400	-	-
450	-	-
500	-	-
550	-	-
600	-	-
650	-	-
700	-	-
750	-	-
800	-	-

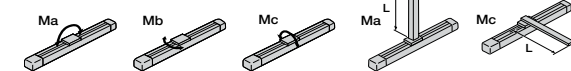
③ Cable List		
Type	Cable Symbol	Standard Price
Standard (Robot Cables)	P (1m)	-
	S (3m)	-
	M (5m)	-
Special Lengths	X06 (6m) ~ X10 (10m)	-
	X11 (11m) ~ X15 (15m)	-
	X16 (16m) ~ X20 (20m)	-

④ Option List			
Name	Option Code	See Page	Standard Price
Brake-Equipped	B	→ A-25	-
Cable Exit Direction (Top)	CJT	→ A-25	-
Cable Exit Direction (Right)	CJR	→ A-25	-
Cable Exit Direction (Left)	CJL	→ A-25	-
Cable Exit Direction (Bottom)	CJB	→ A-25	-
No Cover	NCO	→ A-33	-
Reversed-home	NM	→ A-33	-

Actuator Specifications	
Item	Description
Drive System	Ball screw Ø10mm C10 grade
Positioning Repeatability	±0.02mm
Lost Motion	0.1mm or less
Base	Material: Aluminum (special alumite treated)
Allowable Static Moment	Ma: 17.6N-m Mb: 25.2N-m Mc: 44.5N-m
Allowable Dynamic Moment(*)	Ma: 4.31N-m Mb: 6.17N-m Mc: 10.98N-m
Overhang Load Length	150mm or less
Ambient Operating Temp./Humidity	0 ~ 40°C, 85% RH or less (non-condensing)

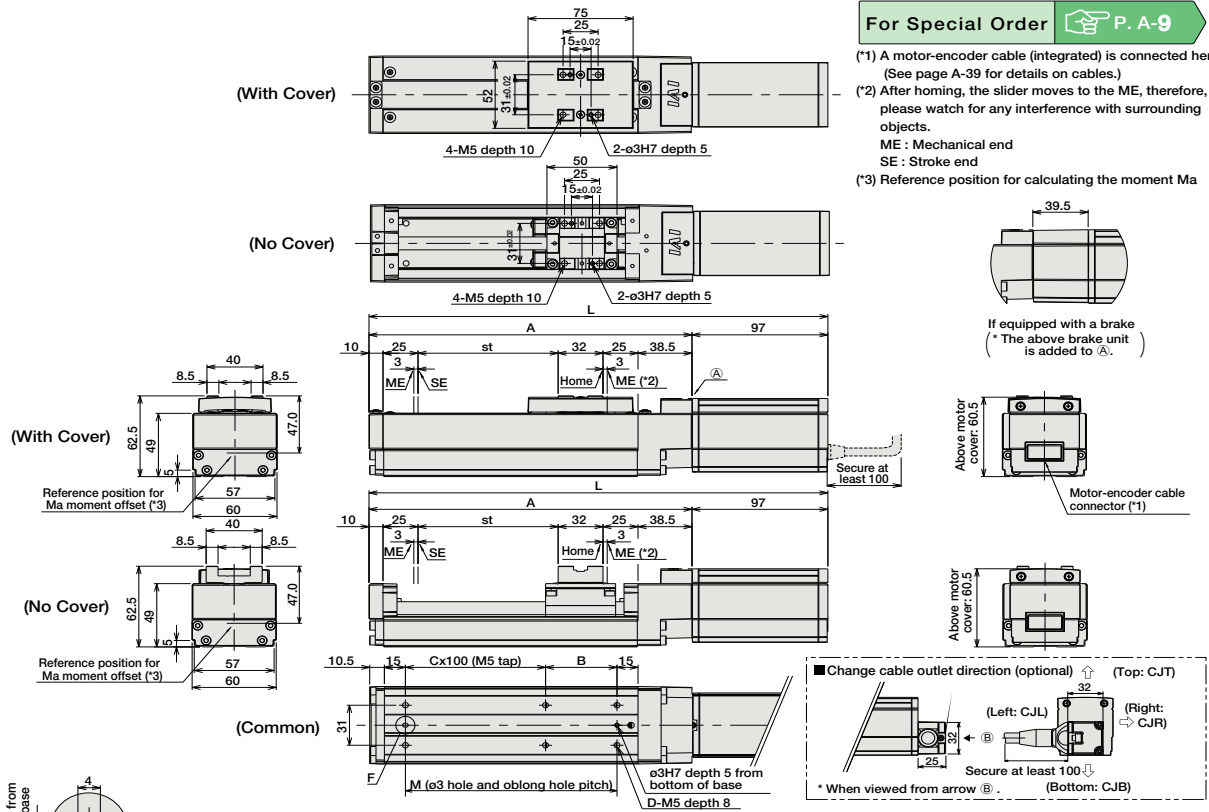
(\*) Based on 5,000km travel life.

Directions of Allowable Load Moment



**13** RCP3-SA6C

Dimensions



■ Dimensions/Weight by Stroke \* Brake-equipped models are heavier by 0.4kg.

Stroke	50	100	150	200	250	300	350	400	450	500	550	600	650	700	750	800	
L	No Brake	277.5	327.5	377.5	427.5	477.5	527.5	577.5	627.5	677.5	727.5	777.5	827.5	877.5	927.5	977.5	1027.5
	Brake-Equipped	317	367	417	467	517	567	617	667	717	767	817	867	917	967	1017	1067
A	180.5	230.5	280.5	330.5	380.5	430.5	480.5	530.5	580.5	630.5	680.5	730.5	780.5	830.5	880.5	930.5	
B	101	51	101	51	101	51	101	51	101	51	101	51	101	51	101	51	
C	0	1	1	2	2	3	3	4	4	5	5	6	6	7	7	8	
D	4	6	6	8	8	10	10	12	12	14	14	16	16	18	18	20	
M	101	151	201	251	301	351	401	451	501	551	601	651	701	751	801	851	
Weight (kg)	With Cover	1.6	1.8	2	2.1	2.3	2.5	2.7	2.8	3	3.2	3.3	3.5	3.7	3.9	4.0	4.2
	No Cover	1.5	1.7	1.8	2	2.1	2.3	2.4	2.6	2.7	2.8	3	3.1	3.3	3.4	3.6	3.7

② Compatible Controllers

The RCP3 series actuators can operate with the controllers below. Select the controller according to your usage.

Name	External View	Model	Description	Max. Positioning Points	Input Voltage	Power Supply Capacity	Standard Price	See Page
Solenoid Valve Type		PMEC-C-42PI-NP-2-①	Easy-to-use controller, even for beginners	3 points	AC100V AC200V	See P481	-	→ P477
		PSEP-C-42PI-NP-2-0-H	Operable with same signal as solenoid valve. Supports both single and double solenoid types. No homing necessary with simple absolute type.					
Splash-Proof Solenoid Valve Type		PSEP-CW-42PI-NP-2-0-H						→ P487
Positioner Type		PCON-C-42PI-NP-2-0-H	Positioning is possible for up to 512 points	512 points				→ P525
Safety-Compliant Positioner Type		PCON-CG-42PI-NP-2-0-H						
Pulse Train Input Type (Differential Line Driver)		PCON-PL-42PI-NP-2-0-H	Pulse train input type with differential line driver support	(-)	DC24V	2A Max.		→ P525
Pulse Train Input Type (Open Collector)		PCON-PO-42PI-NP-2-0-H	Pulse train input type with open collector support					
Serial Communication Type		PCON-SE-42PI-N-0-0-H	Dedicated to serial communication	64 points				
Field Network Type		RPCON-42P-H	Dedicated to field network	768 points				→ P503
Program Control Type		PSEL-C-1-42PI-NP-2-0-H	Programmed operation is possible. Can operate up to 2 axes.	1500 points				→ P557

\* This is for the single-axis PSEL.  
 \* ① is a placeholder for the power supply voltage (1: 100V / 2: 100~240V).

- Slider Type
- Mini
- Standard
- Controllers Integrated
- Rod Type
- Mini
- Standard
- Controllers Integrated
- Table/Arm /Flat Type
- Mini
- Standard
- Controllers Integrated
- Gripper/ Rotary Type
- Linear Servo Type
- Cleanroom Type
- Splash-Proof
- Controllers
- PMEC /AMEC
- PSEP /ASEP
- ROBO NET
- ERC2
- PCON
- ACON
- SCON
- PSEL
- ASEL
- SSEL
- XSEL
- Pulse Motor
- Servo Motor (24V)
- Servo Motor (200V)
- Linear Servo Motor