

HarmonicDrive®

Ultra-Flat Brushless DC Actuators

FLA Series



Ultra-Flat Actuators Integrate a High-Performance Speed Reducer and a Brushless DC Motor

The new ultra-flat, ultra-light brushless actuators combine our high-precision/high-performance reducers with a compact, high-output brushless DC motor. FLA actuators are available with our high-speed, high-efficiency Harmonic Planetary® gearhead or with our high-precision, high-torque Harmonic Drive® reducer. This new series targets a broad customer base and is ideal for a wide range of applications such as AGV wheel drives and powered exoskeletons. We offer both 24VDC and 48VDC versions to work with battery-powered applications.



Application Supported By:



Toll Free Phone (877) SERV098
Toll Free Fax (877) SERV099
www.electromate.com
sales@electromate.com

Features

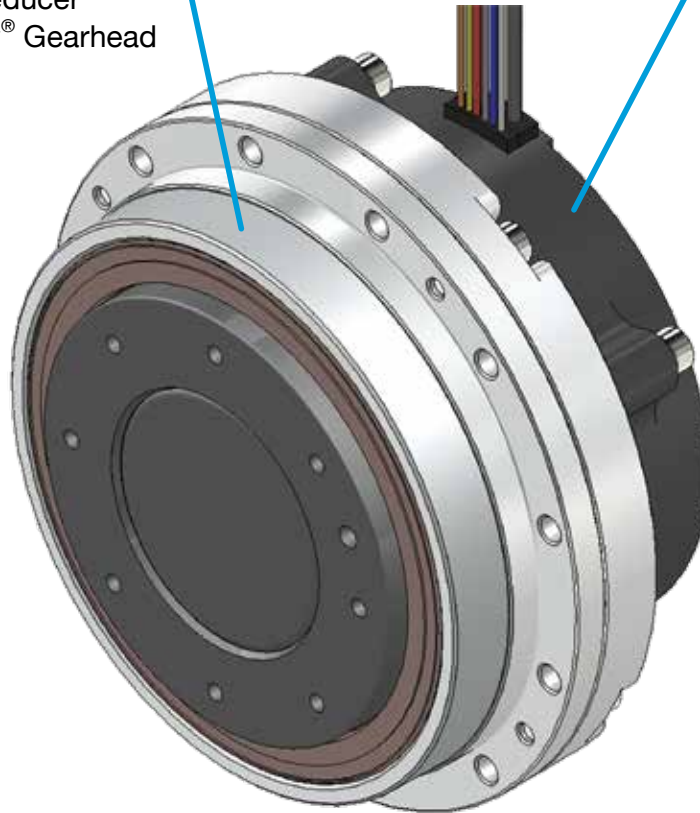
- Ultra-Flat Shape
- Multiple Options Available: Three sizes, three ratios and two voltages
- Light Weight
- Designed to operate with a wide range of third-party servo drives

Speed Reducer

HarmonicDrive® Reducer
HarmonicPlanetary® Gearhead

Brushless DC Motor

Power Voltage: 24V
48V



Ordering Code

FLA - **11** **A** - **09** **HP** - **H** - **24** - **SP**

(1) (2) (3) (4) (5) (6) (7) (8)

(1)	Series	Brushless DC Actuator FLA Series
(2)	Size	11, 14, 17
(3)	Version Symbols	
(4)	Reduction Ratio	HarmonicPlanetary® Speed Reducer 08: 8:1 (Size 11 and 14 only) 09: 9:1 (Size 17 only) HarmonicDrive® Speed Reducer 50: 50:1 100: 100:1

(5)	Speed Reducer	FB: HarmonicDrive® Speed Reducer HP: HarmonicPlanetary® Speed Reducer
(6)	Sensor	H: Hall sensor
(7)	Input Power Voltage	24: 24VDC 48: 48VDC
(8)	Special Specification	No Symbol: Standard Product SP: Special Specification Code

Sold & Serviced By:



Toll Free Phone (877) SERV098

Toll Free Fax (877) SERV099

www.electromate.com

sales@electromate.com



HarmonicDrive® Speed Reducer



HarmonicPlanetary® Speed Reducer

Ultra-Flat Shape through
Dedicated Design



Output Shaft Resolution

Model	FLA-11A			FLA-14A			FLA-17A		
Reduction Ratio	8:1	50:1	100:1	8:1	50:1	100:1	9:1	50:1	100:1
Output Shaft Resolution [P/R]	240	1,500	3,000	240	1,500	3,000	270	1,500	3,000
Angle Per Pulse [Degrees]	1.5	0.24	0.12	1.5	0.24	0.12	1.3	0.24	0.12

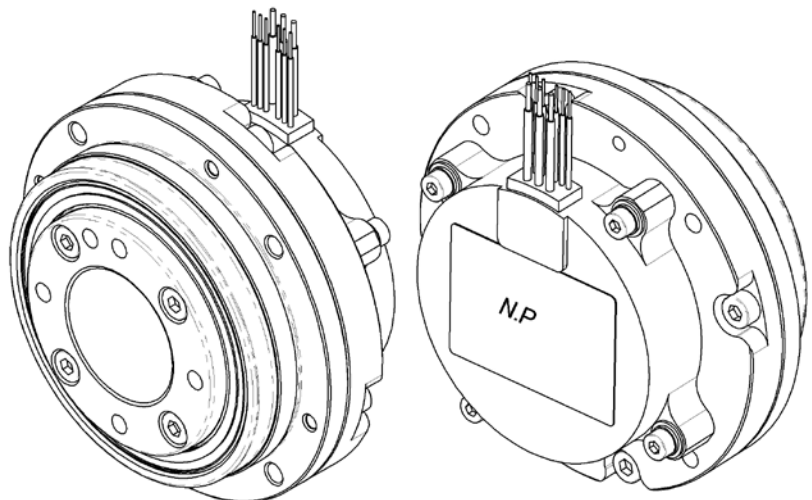
Motor Wiring

MAGNETIC POLE SENSOR LEAD WIRE

COLOR	SIGNAL NAME	DESCRIPTION
WHITE	HU	Power Input +5 V
GREEN	HV	Power Input 0 V (GND)
BLUE	HW	Hall Sensor Output (U-Phase)
RED	+5V	Hall Sensor Output (V-Phase)
BLACK	0V	Hall Sensor Output (W-Phase)
YELLOW	TH	Thermistor Output

MOTOR LEAD WIRE

COLOR	SIGNAL
RED	Motor U-Phase
WHITE	Motor V-Phase
BLACK	Motor W-Phase



Sold & Serviced By:



Toll Free Phone (877) SERV098

Toll Free Fax (877) SERV099

www.electromate.com

sales@electromate.com

Specifications

FLA-HP - HarmonicPlanetary® Speed Reducer

24VDC

Item	Size	FLA-11A-08HP	FLA-14A-08HP	FLA-17A-09HP
Reduction Ratio		8:1	8:1	9:1
Driver Input Power Voltage	V	24VDC		
Maximum Torque ¹	Nm	1.8	3.7	7.3
Allowable Continuous Torque ^{1,2}	Nm	0.6	1.2	3
Maximum Speed ¹	rpm	500	500	500
Allowable Continuous Speed ^{1,2}	rpm	100	100	100
Maximum Current ¹	Nm/Ar _{rms}	8.7	18.0	26.2
Allowable Continuous Current ^{1,2}	Nm/Ar _{rms}	3.0	6.0	10.4
Moment of Inertia (GD ² /4)	kgm ²	0.00013	0.00039	0.001
Allowable Moment Load	Nm	1.2	1.6	2.0
Moment Stiffness	Nm/rad	2.0 x 10 ³	3.3 x 10 ³	4.4 x 10 ³
Motor Position Sensor		Hall sensor		
Positioning Resolution per Motor Rotation	pls/rev	30	30	30
Output Shaft Resolution	pls/rev	240	240	270
Weight	g	390	620	870
Installation Direction		Can be installed in any direction		
Enclosure		Fully enclosed self-cooling (IP40)		

48VDC

Item	Size	FLA-11A-08HP	FLA-14A-08HP	FLA-17A-09HP
Reduction Ratio		8:1	8:1	9:1
Driver Input Power Voltage	V	48VDC		
Maximum Torque ¹	Nm	1.8	3.7	7.3
Allowable Continuous Torque ^{1,2}	Nm	0.6	1.2	3
Maximum Speed ¹	rpm	500	500	500
Allowable Continuous Speed ^{1,2}	rpm	100	100	100
Maximum Current ¹	Nm/Ar _{rms}	4.5	9.6	13.6
Allowable Continuous Current ^{1,2}	Nm/Ar _{rms}	1.6	3.0	5.3
Moment of Inertia (GD ² /4)	kgm ²	0.00013	0.00039	0.001
Allowable Moment Load	Nm	1.2	1.6	2.0
Moment Stiffness	Nm/rad	2.0 x 10 ³	3.3 x 10 ³	4.4 x 10 ³
Motor Position Sensor		Hall sensor		
Positioning Resolution per Motor Rotation	pls/rev	30	30	30
Output Shaft Resolution	pls/rev	240	240	270
Weight	g	390	620	870
Installation Direction		Can be installed in any direction		
Enclosure		Fully enclosed self-cooling (IP40)		

The above values are typical values on the output shaft. Tested with Yaskawa drives.

*1: A typical value when used with F or S drive from Yaskawa:

F Series: FLA-11A or FLA-14A

S Series: FLA-17A

*2: The value during saturation of temperature rise when mounted on an aluminum heat radiation board of a size described below.
(Heat radiation board dimensions: Size 11: 220 x 220 x 8mm, Size 14: 250 x 250 x 10mm, Size 17: 280 x 280 x 12mm)

Sold & Serviced By:



Toll Free Fax (877) SERV099

www.electromate.com

sales@electromate.com

□ FLA-FB - HarmonicDrive® Speed Reducer

24VDC

Item		Size	FLA-11A-xxFB		FLA-14A-xxFB		FLA-17A-xxFB	
			50:1	100:1	50:1	100:1	50:1	100:1
Reduction Ratio			50:1	100:1	50:1	100:1	50:1	100:1
Driver Input Power Voltage	V	24VDC						
Maximum Torque ^{*1}	Nm	6.7	11	11.2	18.2	23	34	
Allowable Continuous Torque ^{*1,2}	Nm	1.7	2.4	2.6	3.8	7.9	11.4	
Maximum Speed ^{*1}	rpm	100	50	100	50	100	50	
Allowable Continuous Speed ^{*1,2}	rpm	60	30	60	30	60	30	
Maximum Current ^{*1}	Nm/Ar _{rms}	6.0	5.0	9.7	8.7	18.4	14.3	
Allowable Continuous Current ^{*1,2}	Nm/Ar _{rms}	1.9	1.7	3.0	2.5	6.8	5.3	
Moment of Inertia (GD ² /4)	kgm ²	0.0073	0.029	0.019	0.077	0.048	0.19	
Allowable Moment Load	Nm	1.2		1.6		2.0		
Moment Stiffness	Nm/rad	2.0 x 10 ³		3.3 x 10 ³		4.4 x 10 ³		
Motor Position Sensor		Hall sensor						
Positioning Resolution per Motor Rotation	pls/rev	30		30		30		
Output Shaft Resolution	pls/rev	1,500	3,000	1,500	3,000	1,500	3,000	
Weight	g	420		720		940		
Installation Direction		Can be installed in any direction						
Enclosure		Fully enclosed self-cooling (IP40)						

48VDC

Item		Size	FLA-11A-xxFB		FLA-14A-xxFB		FLA-17A-xxFB	
			50:1	100:1	50:1	100:1	50:1	100:1
Reduction Ratio			50:1	100:1	50:1	100:1	50:1	100:1
Driver Input Power Voltage	V	48VDC						
Maximum Torque ^{*1}	Nm	6.7	11	11.2	18.2	23	34	
Allowable Continuous Torque ^{*1,2}	Nm	1.7	2.4	2.6	3.8	7.9	11.4	
Maximum Speed ^{*1}	rpm	100	50	100	50	100	50	
Allowable Continuous Speed ^{*1,2}	rpm	60	30	60	30	60	30	
Maximum Current ^{*1}	Nm/Ar _{rms}	3.1	2.6	4.8	4.2	9.4	7.2	
Allowable Continuous Current ^{*1,2}	Nm/Ar _{rms}	1.0	0.8	1.5	1.2	3.4	2.9	
Moment of Inertia (GD ² /4)	kgm ²	0.0073	0.029	0.019	0.077	0.048	0.19	
Allowable Moment Load	Nm	1.2		1.6		2.0		
Moment Stiffness	Nm/rad	2.0 x 10 ³		3.3 x 10 ³		4.4 x 10 ³		
Motor Position Sensor		Hall sensor						
Positioning Resolution per Motor Rotation	pls/rev	30		30		30		
Output Shaft Resolution	pls/rev	1,500	3,000	1,500	3,000	1,500	3,000	
Weight	g	420		720		940		
Installation Direction		Can be installed in any direction						
Enclosure		Fully enclosed self-cooling (IP40)						

The above values are typical values on the output shaft. Tested with Yaskawa drives.

*1: A typical value when used with F or S drive from Yaskawa:

F Series: FLA-11A or FLA-14A

S Series: FLA-17A

*2: The value during saturation of temperature rise when mounted on an aluminum heat radiation board of a size described below.

(Heat radiation board dimensions: Size 11: 220 x 220 x 8mm, Size 14: 250 x 250 x 10mm, Size 17: 280 x 280 x 12mm)

Sold & Served By:



11702301280 (2mm) SERV098

Toll Free Fax (877) SERV098

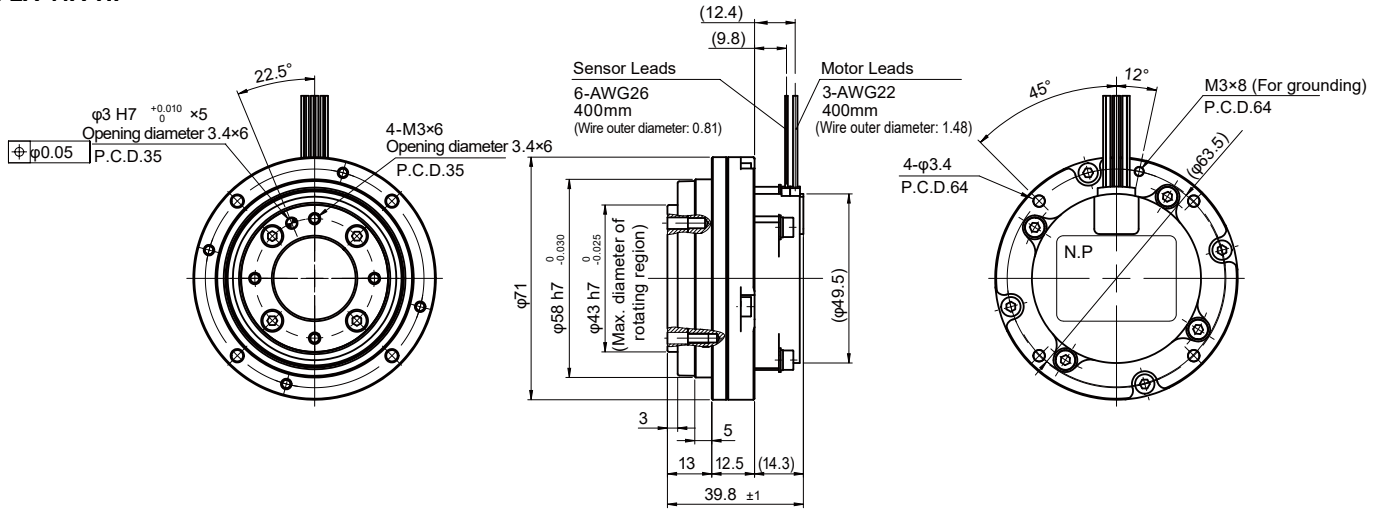
www.electromate.com

sales@electromate.com

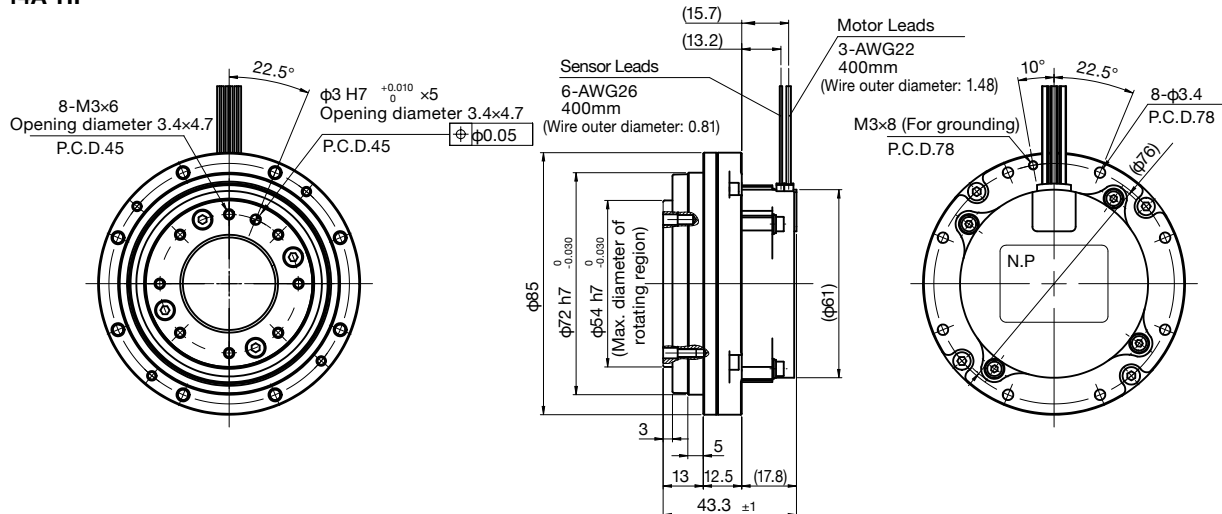
Outline Dimensions

FLA-HP

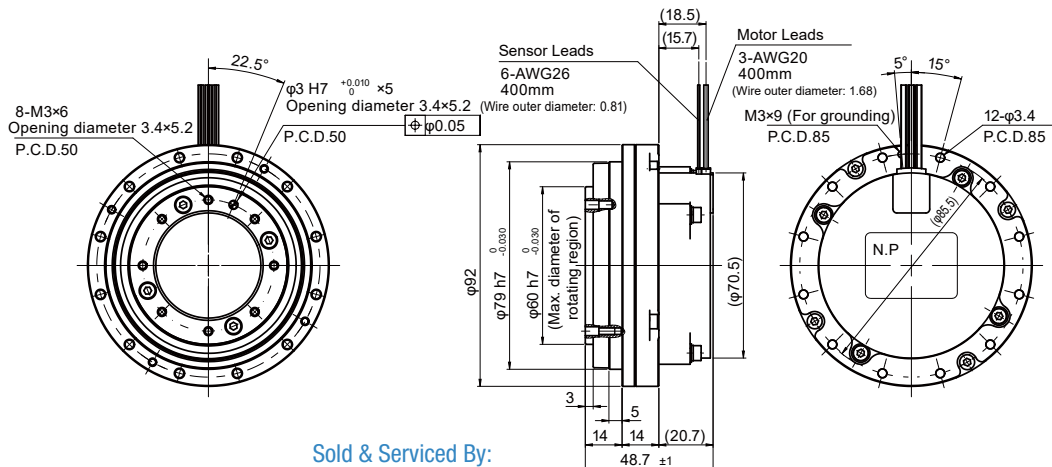
FLA-11A-HP



FLA-14A-HP



FLA-17A-HP



Sold & Serviced By:



Toll Free Phone (877) SERV098

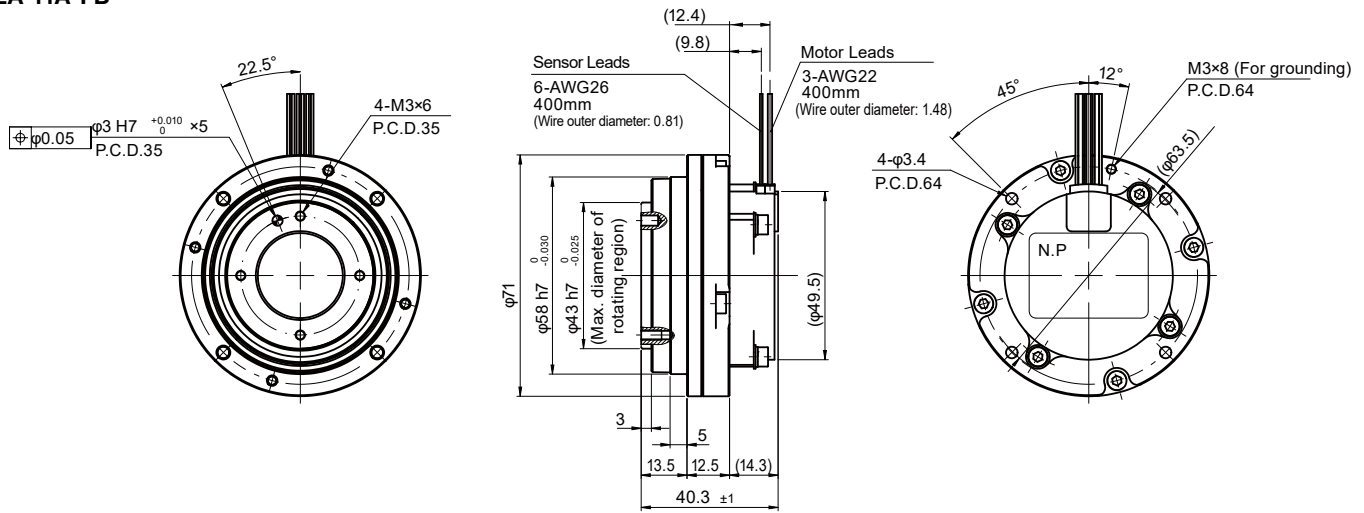
Toll Free Fax (877) SERV099

www.electromate.com

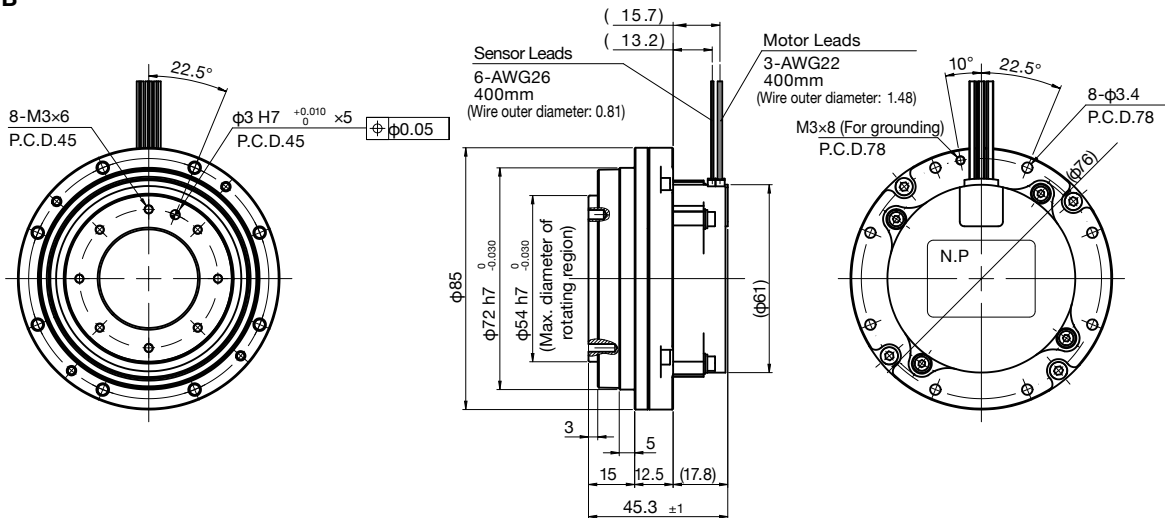
sales@electromate.com

FLA-FB

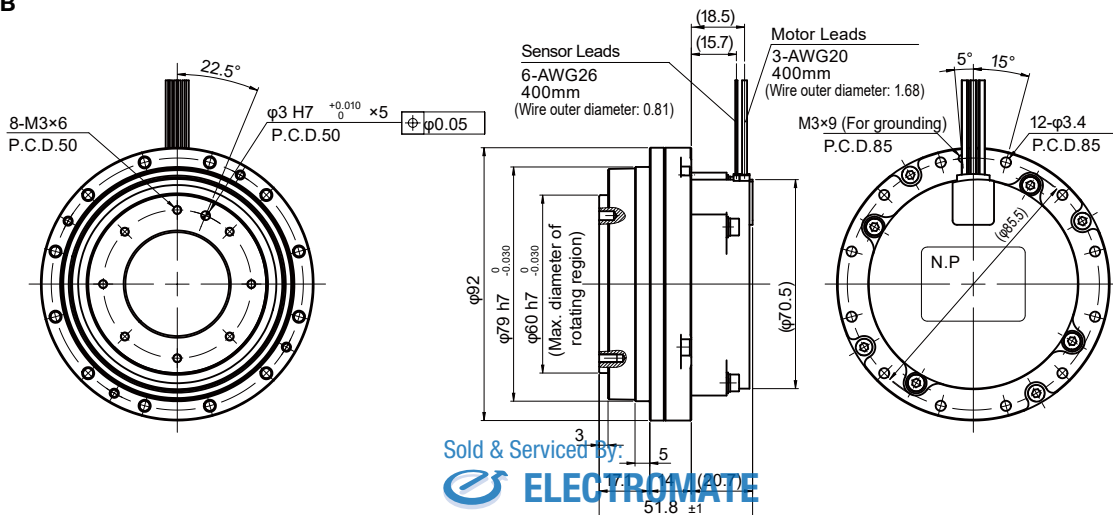
FLA-11A-FB



FLA-14A-FB



FLA-17A-FB



Sold & Serviced by:



Toll Free Phone (877) SERV098

Toll Free Fax (877) SERV099

www.electromate.com

sales@electromate.com