

## UniOP CP01R-04

Compact HMI devices with 5 function keys, numerical keypad and 20 characters display.

### Highlights

- Shows up to 2 or 4 rows, 20 characters of information
- Choice of Vacuum Fluorescent or Monochrome LCD
- 5 user programmable function keys with slide-in legends
- 5 user programmable LED indicators
- Multilanguage project capability
- Connection to industrial bus systems and Ethernet with optional modules
- IP65 front panel protection
- Version with extended operating temperature available



The CP HMI panels is compact low cost products yet extremely rich in functionality. The product support the rich common functionality of the UniOP operator panels:

- Powerful and intuitive programming with the UniOP Designer software
- Dual-driver communication capability (only CP01)
- Support of more than 130 communication drivers for industrial devices
- Optional modules for fieldbus systems (Profibus DP, DeviceNet, CANopen, Interbus) and Ethernet
- Display data in numerical, text and bargraph format
- Recipe data storage
- Keyboard macro editor
- Alarms and historical alarm list
- Eight level password protection



## Tech-note

PN# tn197-1.doc - 26.01.2012 - Ver. 1.01

### Technical Data

CP01R-04	Display LCD	Colors -	Backlight LED	Lifetime 100.000 hours
<b>Display</b> Rows/columns Character height User definable characters Contrast regulation		4/20 5 mm 8	Software	
<b>Memory</b> User memory User memory expansion		512 KB 512 KB		
<b>Front panel</b> Function keys System keys Touch screen User LED's System LED's		5 19 - 5 1		
<b>Connections</b> PC/Printer port PLC port Aux port (fieldbus and Ethernet connection) External keyboard port Programming speed		Yes RS-232, RS-422, RS-485, CL 20 mA Yes, requires optional module No 9600 ÷ 38400 bps		
<b>Functionality</b> Number of variables per page Dual-driver capability Recipe memory Data acquisition and trends UniNet network Alarms Event list Alarm info page Password Battery  Hardware RTC Screen saver Buzzer Power supply voltage Max power consumption		Unlimited Yes 16 KB No Client/Server 1024 256 Yes Yes CR2430 (3V 270mA Lithium), non rechargeable, user replaceable. Replace with same type or equivalent compatible with the operating temperature of the product Yes No No 18 ÷ 30 VDC 0.300 A at 24 VDC		

PN# tn197-1.doc - 26.01.2012 - Ver. 1.01

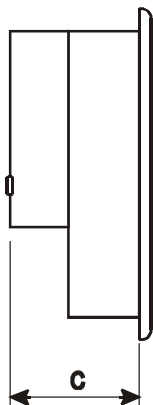
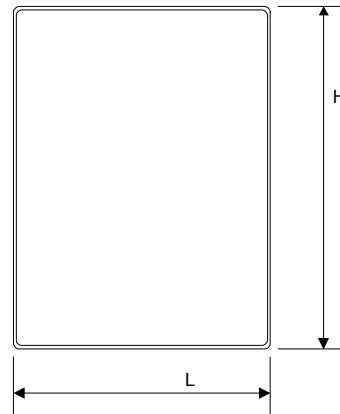
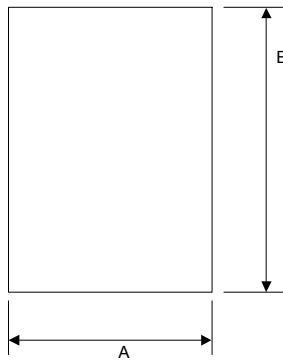
Fuse	2 A (user replaceable)
Weight	~ 1.1 Kg
Operating temperature	0 ÷ +50 °C
Storage temperature	-20 ÷ +70 °C
Operating and storage humidity	5 ÷ 85 % RH non-condensing
Protection class	IP65 (front panel)

The product is designed for installation in an industrial environment in compliance with the regulations:

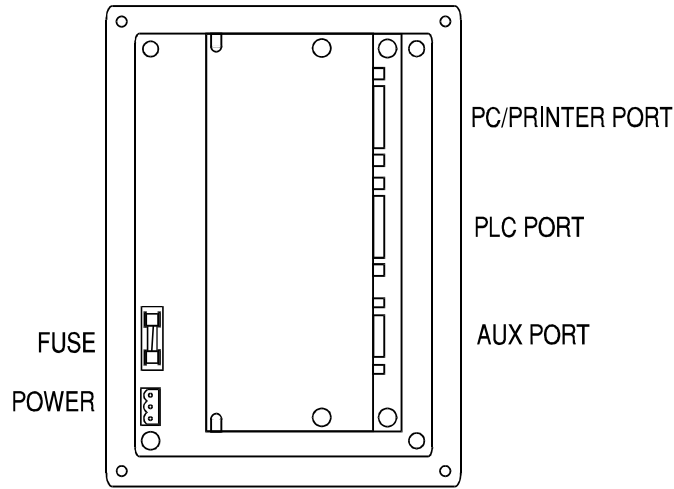
Emitted interference EN 61000-6-4  
 Noise immunity EN 61000-6-2

**Front Dimensions and Cutout**

Faceplate LxH	138x186 mm	5.43x7.32 “
Cutout AxH	117x176 mm	4.61x6.50 “
Cutout depth C	74 mm	2.91 ”
Max panel thickness	5 mm	0.20”



**Connections**



The product is compatible with all standard TCM and SCM modules.  
 To access the slot for the modules, remove the rear cover of the product

The backup battery is accessible for replacement after removing the main module of the unit.

The standard programming cable CA114 can be used with CP01 units.

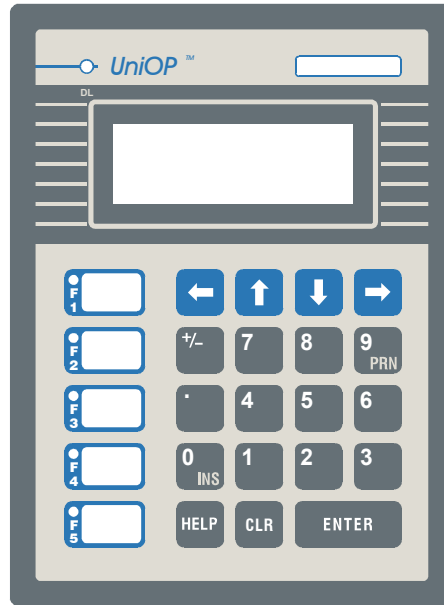
**Indicators and keypad**

There is one dedicated LED indicator on the front panel of the unit. Function is described in the table below.

A customizable legend strip is included.

Elements not listed in this chapter are reserved for future use.

LED	Color	Status	Meaning
DL	green	OFF	No keys are pressed and no errors
		BLINK	Communication error
		ON	While any key is pressed (visual feedback)
		BLINK	Battery low
		ON	Hardware fault



The RDA mapping of all keys and LEDs is standard.

Function keys associated to keys 1 to 5 have a slide-in legend. Legend strips in laser printable form are available as accessories.

## Ordering Information

CP01R-04-0045  
R-PRINT2299

Compact HMI with 4x20 LCD display  
Printable legends (5 A4 foils, 16 sets of legends per foil)

Tn197

Copyright © 2004-2012 Exor International S.p.A. Italy

Subject to change without notice

The information contained in this document is provided for informational purposes only. While efforts were made to verify the accuracy of the information contained in this documentation, it is provided “as is” without warranty of any kind.

www.exor-rd.com